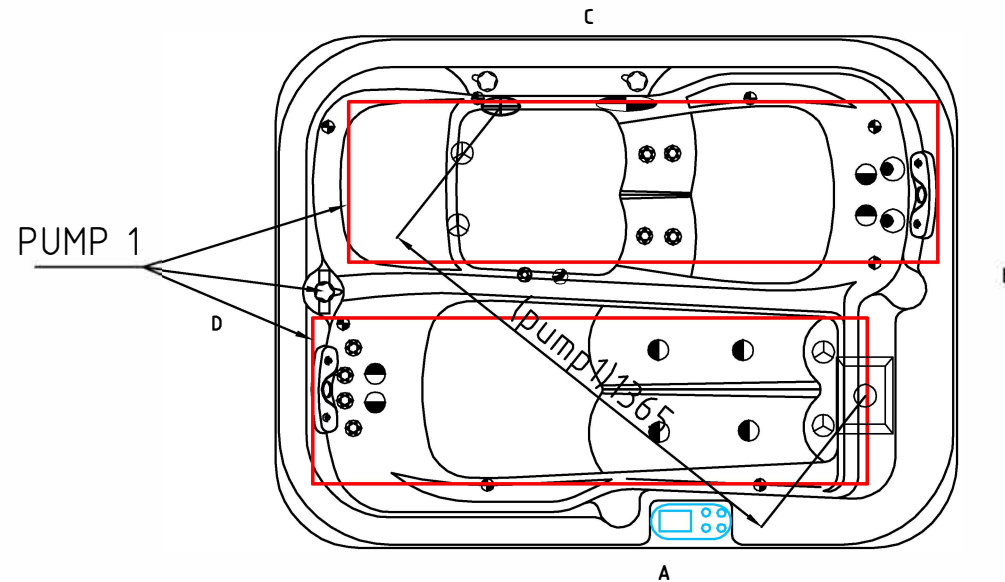


# SPA TOPAZE

Therapy Assignment



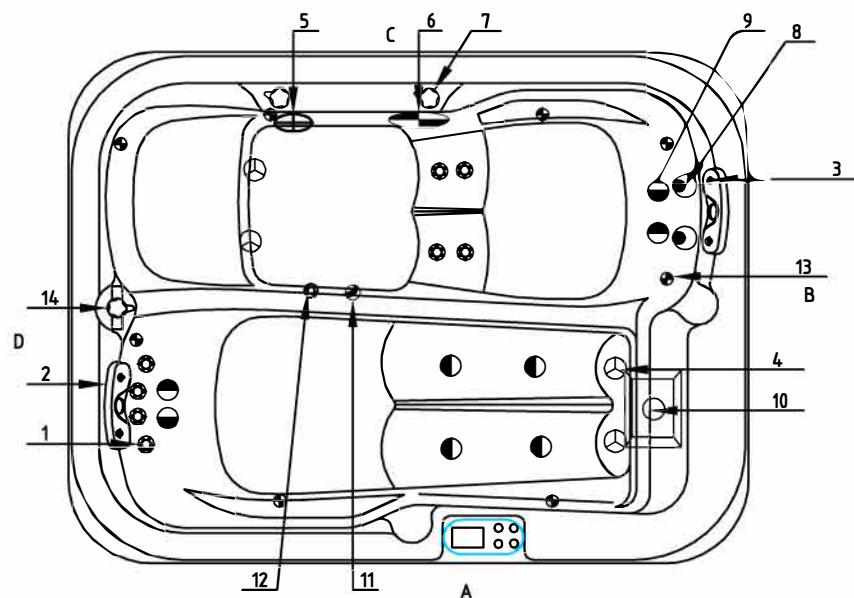
Notes: Due to manufacturing tolerances, there could be some minor differences between the actual spa and the drawing above. If site planning is critical to such tolerances, be sure to measure your actual spa. All specifications are subject to change without notice. Some components may be optional on your spa.

Edition: 16/2/2019

ZC.RA160S-00C.0001

# SPA TOPAZEE

Fitting



Notes: Due to manufacturing tolerances, there could be some minor differences between the actual spa and the drawing above. If site planning is critical to such tolerances, be sure to measure your actual spa. All specifications are subject to change without notice. Some components may be optional on your spa.

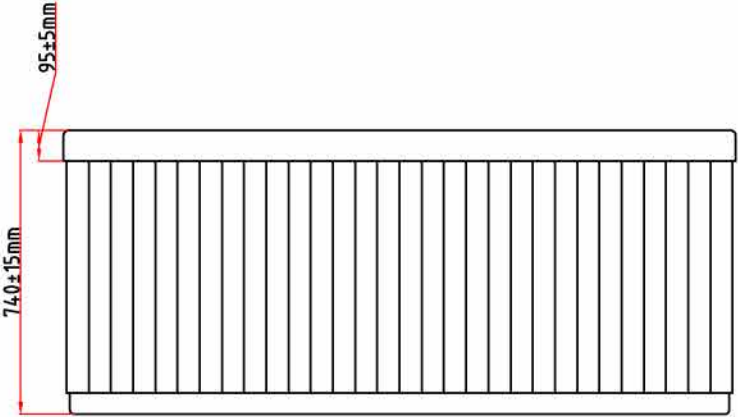
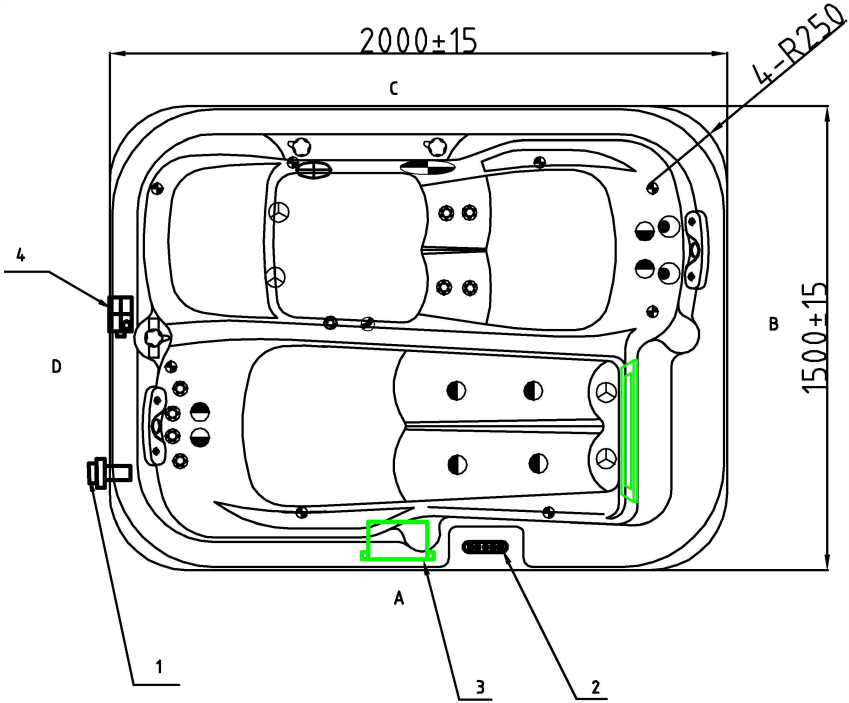
14		2" Water Diverter	1	pcs
13		MINI-LED light cover	8	pc
12		Ozone Nozzle(Standard Grey)	1	pc
11		Plastic Low Drain - 3/4" Slip	1	pc
10		Single cylinder skimmer	1	pcs
9		3" Jet Internal-Single Pulse	8	pc
8		4" Jet Internal-Single Pulse	2	pc
7		1" Air Check Valve Assembly	2	pcs
6		5" Light Housing Without Holder	1	pcs
5		2" Suction (full set) - Plastic Face	1	pcs
4		3" Jet Internal-Directional	4	pc
3		Headrest buckle with plastic nut	4	pc
2		EVA Headrest-Butterfly	2	pc
1		2" Jet Internal-Directional	8	pc
NO.	Icon	Description	Qty	Unit

Edition:16/2/2019





ZC.RA160S-00C.0001

SPA TOPAZE

Business Plan



Notes: Due to manufacturing tolerances, there could be some minor differences between the actual spa and the drawing above. If site planning is critical to such tolerances, be sure to measure your actual spa. All specifications are subject to change without notice. Some components may be optional on your spa.

4		2.5HP Double Speed Pump	1	pc
3		Control Box	1	pc
2		Control Panel	1	pc
1		Drain Valve	1	pc
NO.	Icon	Description	Qty	Unit

Edition: 3/9/2018    ZC.RA160S-00C.0001